

Instruction Sheet

Scissors-jack band for Flo-Tote 3 sensor installation

Safety information

Obey all danger, warning and caution statements. If these statements are not obeyed, there is a risk of serious injury to the operator or damage to the equipment. Do not use or install this equipment in any manner other than that specified in this document.

**WARNING**

Indicates a potentially or imminently hazardous situation which, if not avoided, could result in death or serious injury.

Important Note: Indicates a situation which, if not avoided, may cause damage to the instrument. Information that requires special emphasis.

Installation

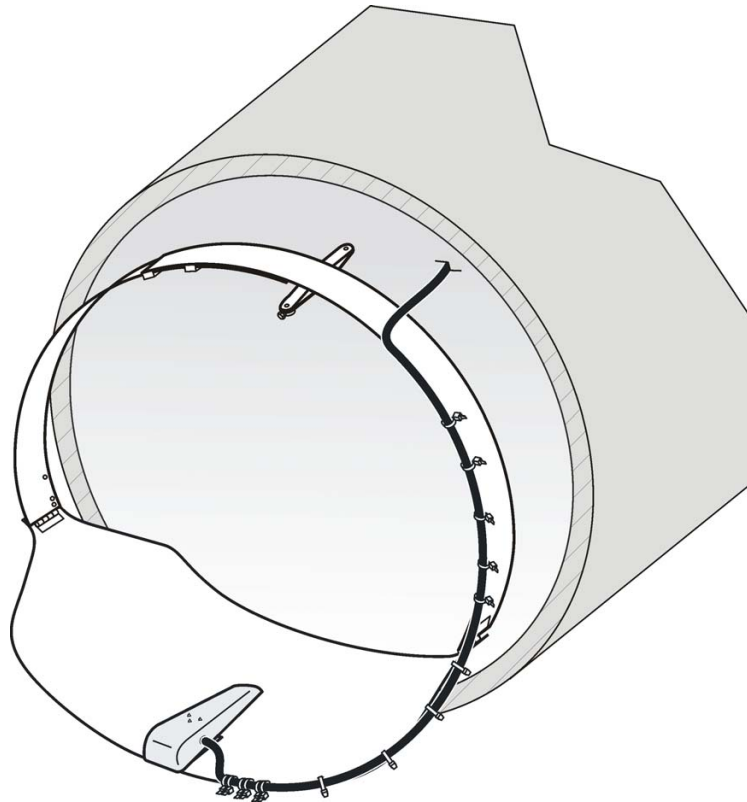
**WARNING**

Potential confined space hazards. Training in pre-entry testing, ventilation, entry procedures, evacuation/rescue procedures and safety work practices is necessary before entering confined spaces.

**WARNING**

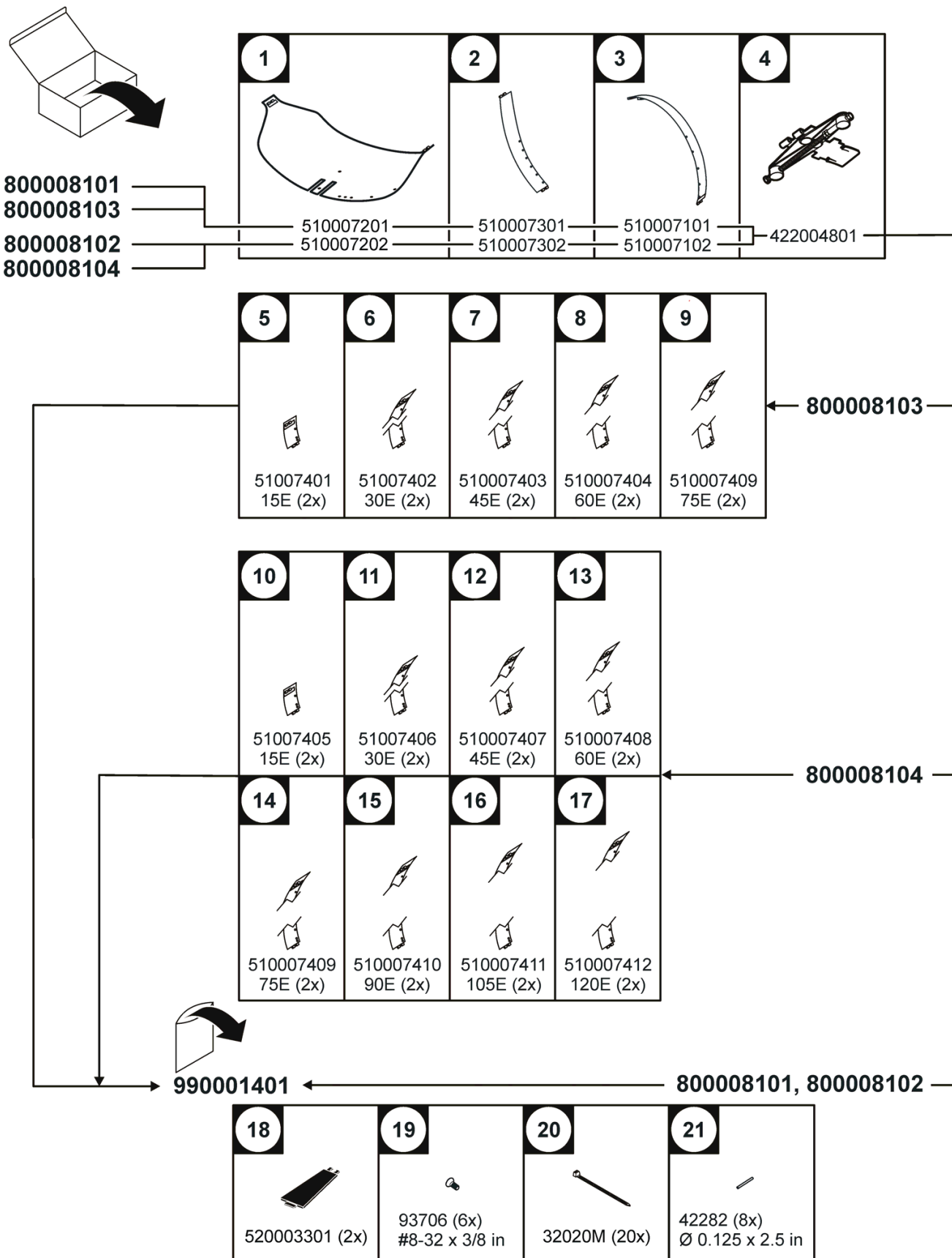
There can be potentially life-threatening hazards associated with the installation of the Flo-Tote 3 sensor. This instruction sheet does not fully address all safety and installation issues and must not be used as a substitute for the Flo-Tote 3 user manual. Refer to the Flo-Tote 3 user manual DOC026.XX.00787.

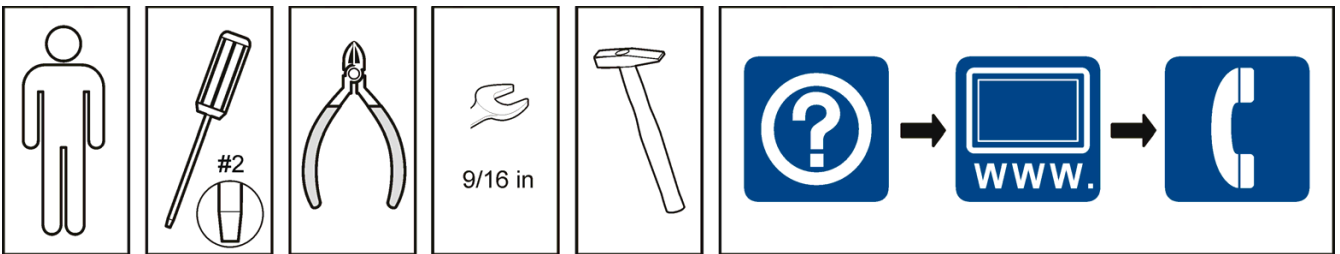
Important Note: During installation, make sure that there are no spaces between the band and the pipe or channel wall where debris can collect.



Examine the package for the components that are shown below. Find the one pair of extenders (items 5–17) that fit the pipe diameter from the list on page 3. Each extender is stamped with a number and the letter E.

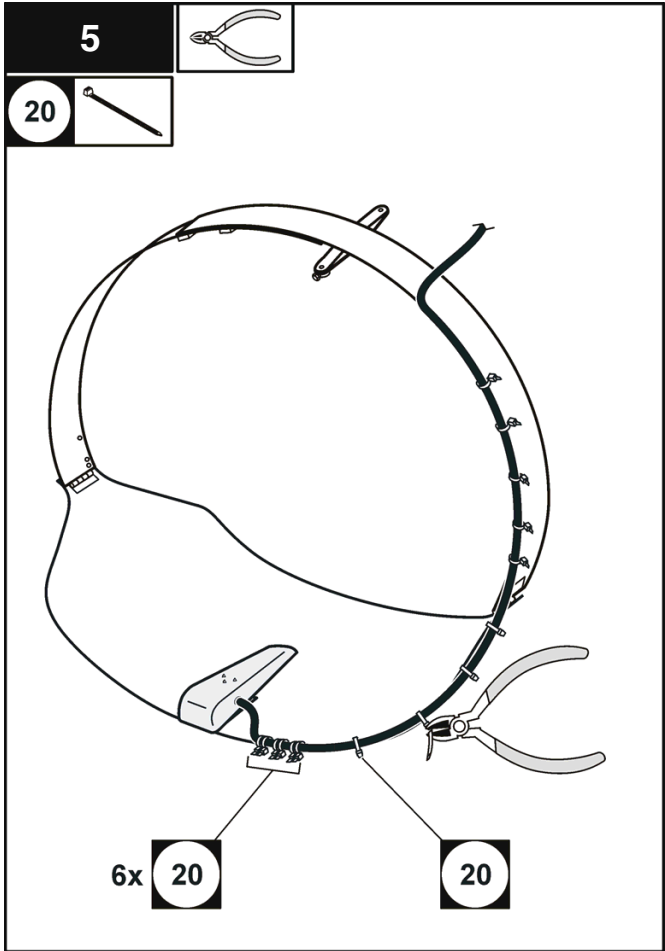
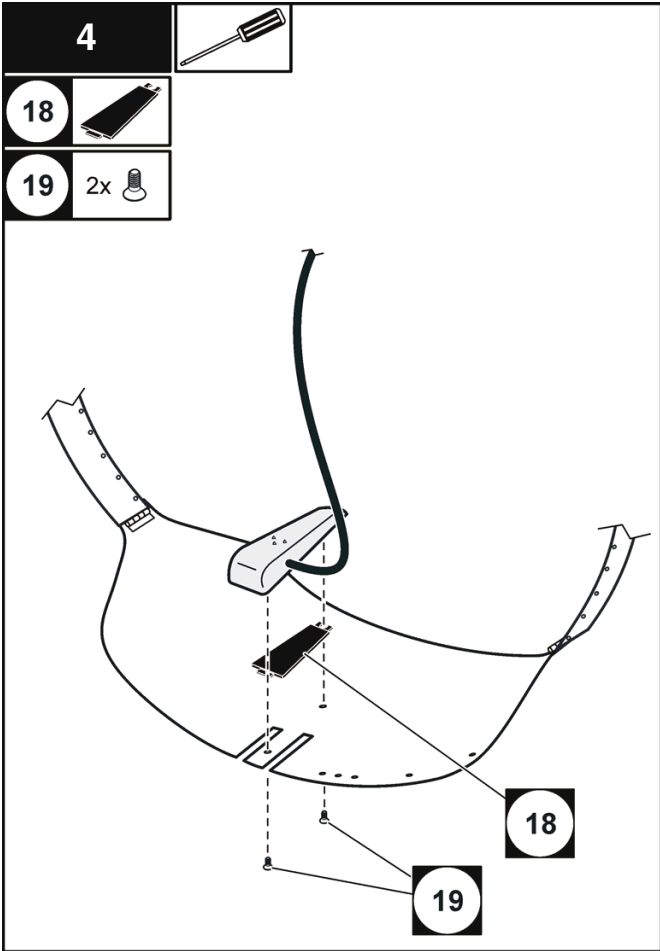
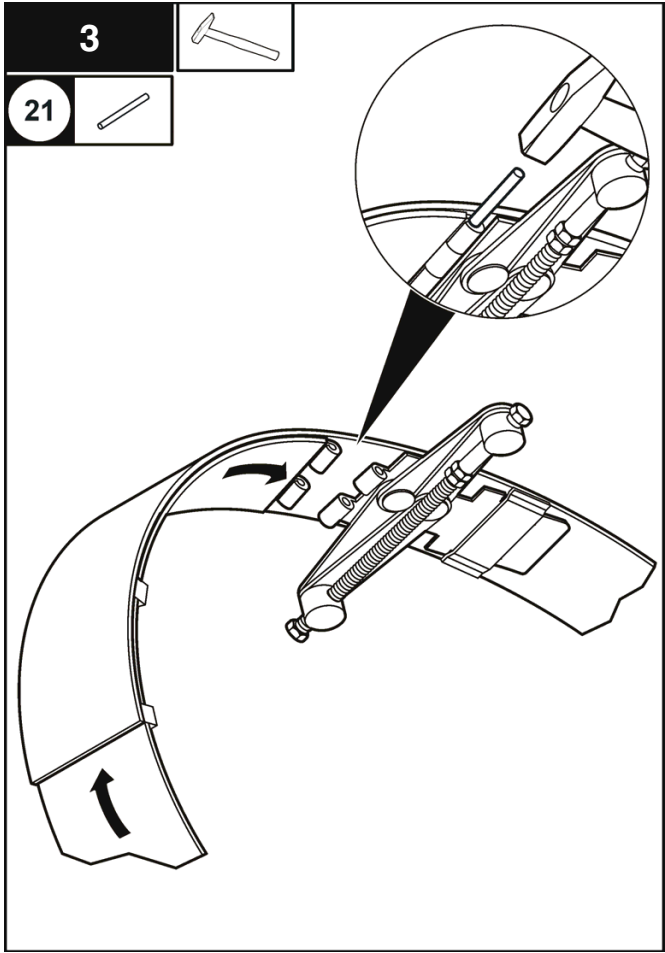
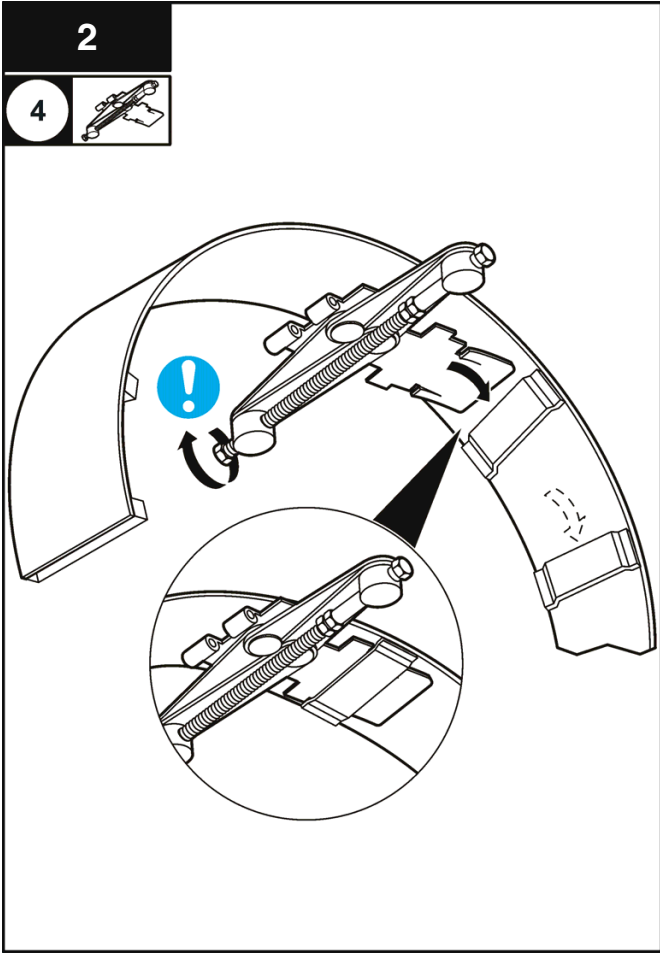
Refer to the illustrations on pages 3–5 to assemble the band, attach the sensor and install the assembly in the pipe. Make sure that the sensor mount (item 1) is positioned as shown to install components that are stamped with an L on the left side or an R on the right side.



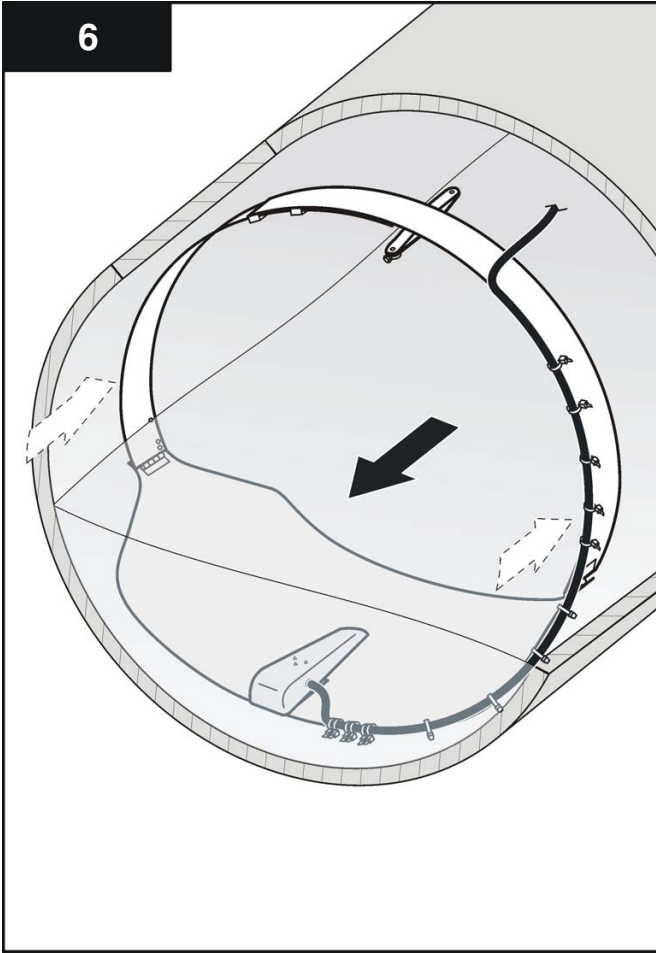


1		
1		
2		
3		
21	2x-4x	

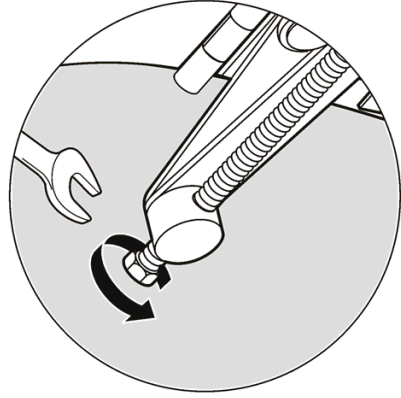
5-17		
		Ø 16–19 in (406–483 mm)
5	510007401, 15E (2x)	Ø 19–22 in (483–559 mm)
6	510007402, 30E (2x)	Ø 22–25 in (559–635 mm)
7	510007403, 45E (2x)	Ø 25–28 in (635–711 mm)
8	510007404, 60E (2x)	Ø 28–31 in (711–787 mm)
9	510007409, 75E (2x)	Ø 31–34 in (787–864 mm)
		Ø 34–37 in (86–94 cm)
10	510007405, 15E (2x)	Ø 37–40 in (94–102 cm)
11	510007406, 30E (2x)	Ø 40–43 in (102–109 cm)
12	510007407, 45E (2x)	Ø 43–46 in (109–117 cm)
13	510007408, 60E (2x)	Ø 46–49 in (117–124 cm)
14	510007409, 75E (2x)	Ø 49–52 in (124–132 cm)
15	510007410, 90E (2x)	Ø 52–55 in (132–140 cm)
16	510007411, 105E (2x)	Ø 55–58 in (140–147 cm)
17	510007412, 120E (2x)	Ø 58–61 in (147–155 cm)



6



7



Contact information

United States

U.S.A.

Hach Company
4539 Metropolitan Court
Frederick, MD 21704-9452, U.S.A.
Tel (800) 368-2723
Fax 301-874-8459
hachflowsales@hach.com
www.hachflow.com

Information required

- Account number (if available)
- Name and phone number
- Purchase order number
- Brief description or model number
- Billing address
- Shipping address
- Part number
- Quantity

European Union

France

Polymetron/Dr. Lange
Division Lab
33 rue du ballon
F-93165 Noisy le Grand
Tel.: ++33/(0)1/ 48 15 68 70
Fax: ++33/(0)1/ 48 15 68 79
email: info@drlange.fr
www.drlange.fr

Great Britain

Dr. Lange (UK) Ltd.
Lennox Road
GB-Basingstoke
Hampshire
RG22 4AP
Tel.: ++44/(0)12 56/ 33 34 03
Fax: ++44/(0)12 56/ 33 07 24
email: info@drlange.co.uk
www.drlange.co.uk

All countries except France and Great Britain

Flow-Tronic
RUE J.H. COOL 19a
B-4840 Welkenraedt
Belgium
Tel: +-32-87-899797 or 899799
Fax: +-32-87-899790
email: sales@mmi-europe.com

Outside the U.S.A. and EU

Hach Company maintains a worldwide network of dealers and distributors. To find the representative for your location, send an email to hachflowsales@hach.com or visit www.hachflow.com.

Technical support

Technical and Customer Service Department personnel are eager to answer questions about our products and their use. In the U.S.A., call 800-368-2723. Outside the U.S.A., send an email to hachflowservice@hach.com or call 301-874-5599.