

Instruction Sheet

Spring band for Flo-Tote 3 sensor installation

Safety information

Obey all danger, warning and caution statements. If these statements are not obeyed, there is a risk of serious injury to the operator or damage to the equipment. Do not use or install this equipment in any manner other than that specified in this document.

**WARNING**

Indicates a potentially or imminently hazardous situation which, if not avoided, could cause death or serious injury.

Important Note: Indicates a situation which, if not avoided, can cause damage to the instrument. Information that requires special emphasis.

Installation

**WARNING**

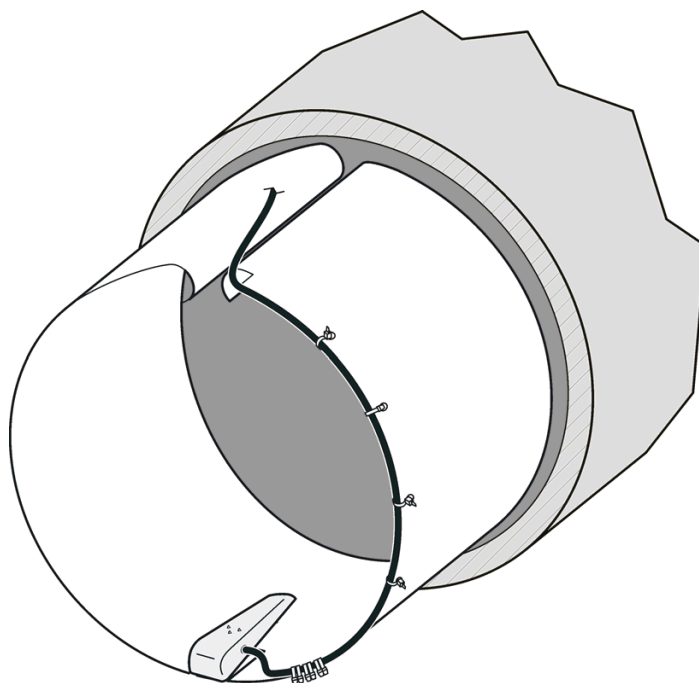
Potential confined space hazards. Training in pre-entry testing, ventilation, entry procedures, evacuation/rescue procedures and safety work practices is necessary before entry into confined spaces.

**WARNING**

There can be potentially life-threatening hazards associated with the installation of the Flo-Tote 3 sensor. This instruction sheet does not fully address all safety and installation issues and must not be used as a substitute for the Flo-Tote 3 user manual. Refer to the Flo-Tote 3 user manual DOC026.XX.00787.


Important Note: During installation, make sure that there are no spaces between the band and the pipe or channel wall where debris can collect.

Note: In some applications, the Q-Stick (750000201) can be used to install the spring band without confined space entry.



Examine the package for the components that are shown below.

Refer to the illustrations on page 3 to attach the sensor to the band and install the assembly in the pipe.



800008105

Ø 152–178 mm
[6–7 in]

800008106

Ø 178–229 mm
[7–9 in]

800008107

Ø 229–279 mm
[9–11 in]

800008108

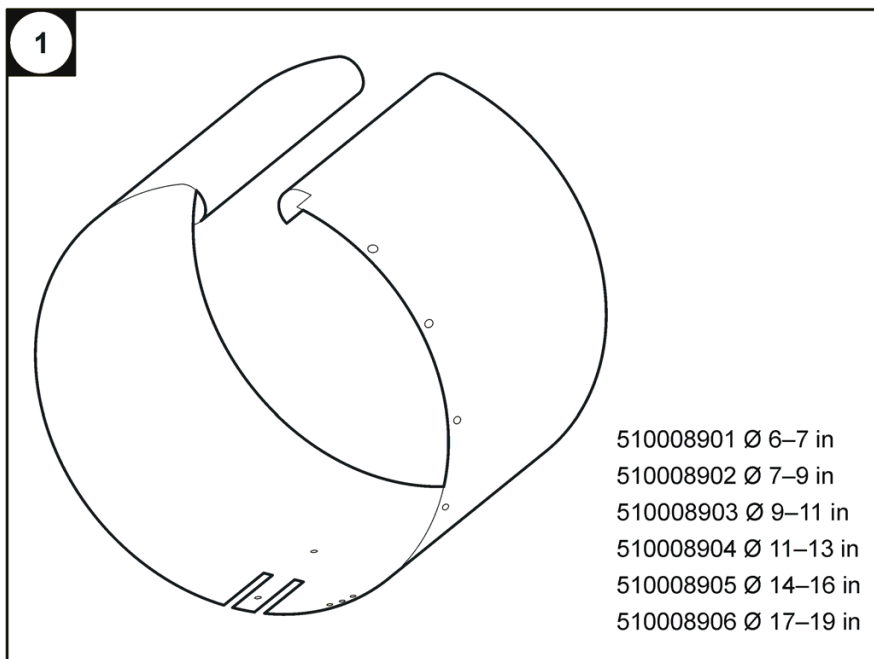
Ø 279–330 mm
[11–13 in]

800008109

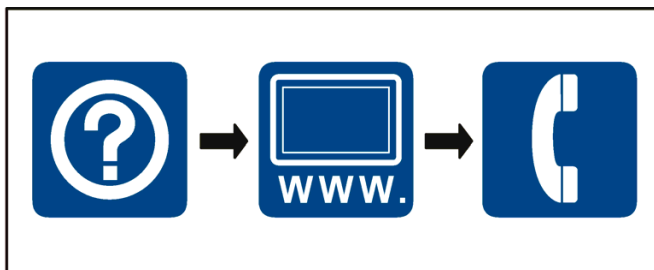
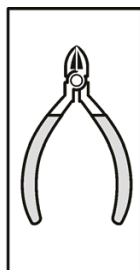
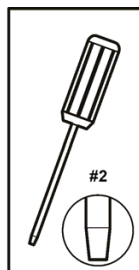

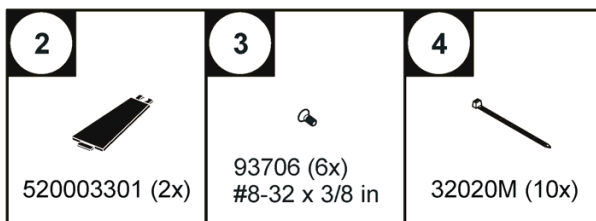
Ø 356–406 mm
[14–16 in]

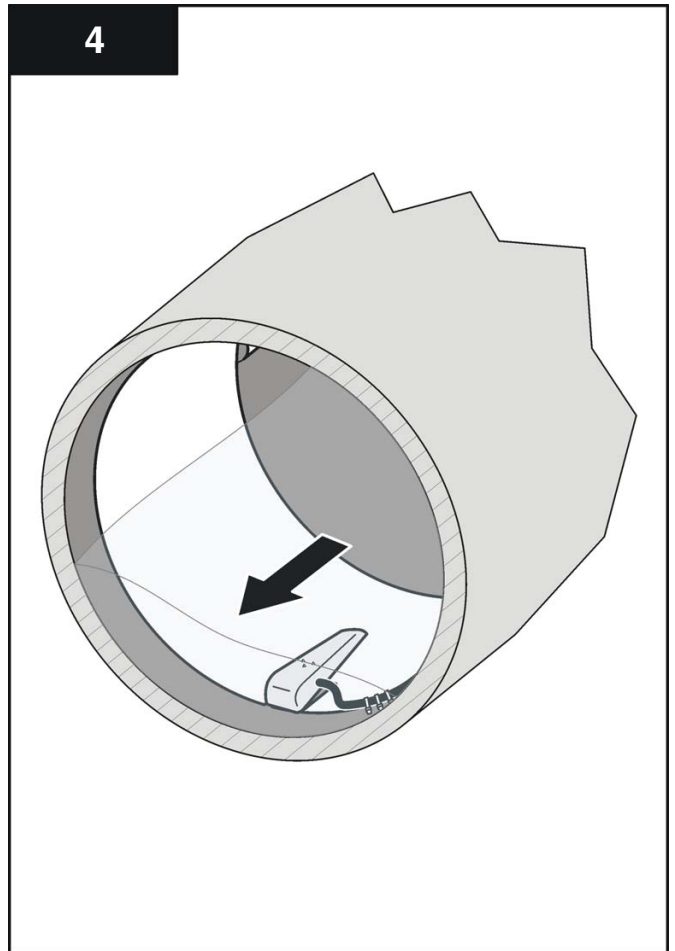
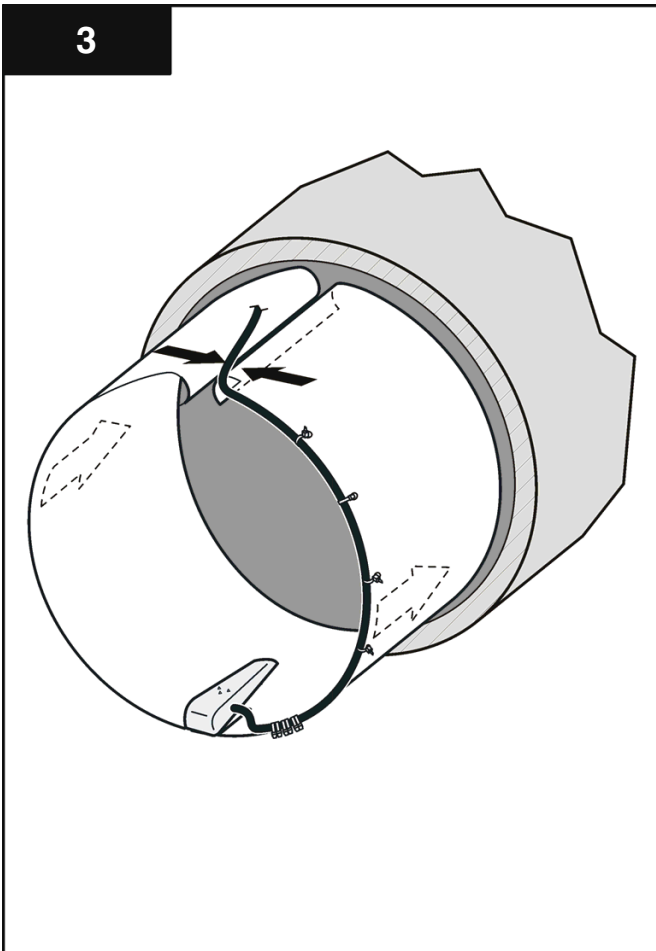
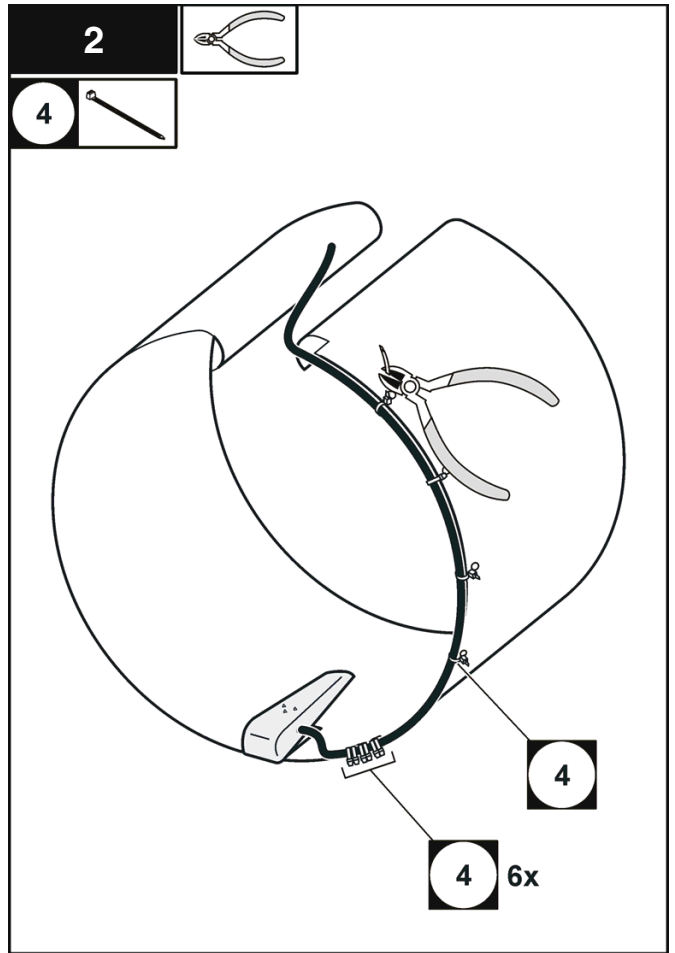
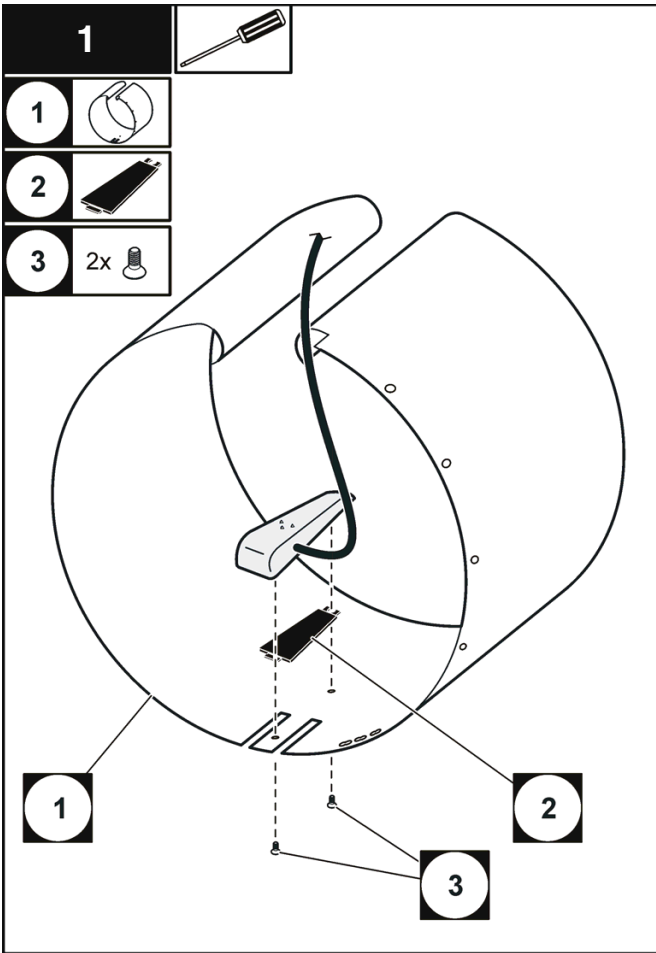
800008110

Ø 432–483 mm
[17–19 in]



990001404





Contact information

United States

U.S.A.

Hach Company
4539 Metropolitan Court
Frederick, MD 21704-9452, U.S.A.
Tel (800) 368-2723
Fax 301-874-8459
hachflowsales@hach.com
www.hachflow.com

Information required

- Account number (if available)
- Name and phone number
- Purchase order number
- Brief description or model number
- Billing address
- Shipping address
- Part number
- Quantity

European Union

France

Polymetron/Dr. Lange
Division Lab
33 rue du ballon
F-93165 Noisy le Grand
Tel.: ++33/(0)1/ 48 15 68 70
Fax: ++33/(0)1/ 48 15 68 79
email: info@drlange.fr
www.drlange.fr

Great Britain

Dr. Lange (UK) Ltd.
Lennox Road
GB-Basingstoke
Hampshire
RG22 4AP
Tel.: ++44/(0)12 56/ 33 34 03
Fax: ++44/(0)12 56/ 33 07 24
email: info@drlange.co.uk
www.drlange.co.uk

All countries except France and Great Britain

Flow-Tronic
RUE J.H. COOL 19a
B-4840 Welkenraedt
Belgium
Tel: +-32-87-899797 or 899799
Fax: +-32-87-899790
email: sales@mmi-europe.com

Outside the U.S.A. and EU

Hach Company maintains a worldwide network of dealers and distributors. To find the representative for your location, send an email to hachflowsales@hach.com or visit www.hachflow.com.

Technical support

Technical and Customer Service Department personnel are eager to answer questions about our products and their use. In the U.S.A., call 800-368-2723. Outside the U.S.A., send an email to hachflowservice@hach.com or call 301-874-5599.